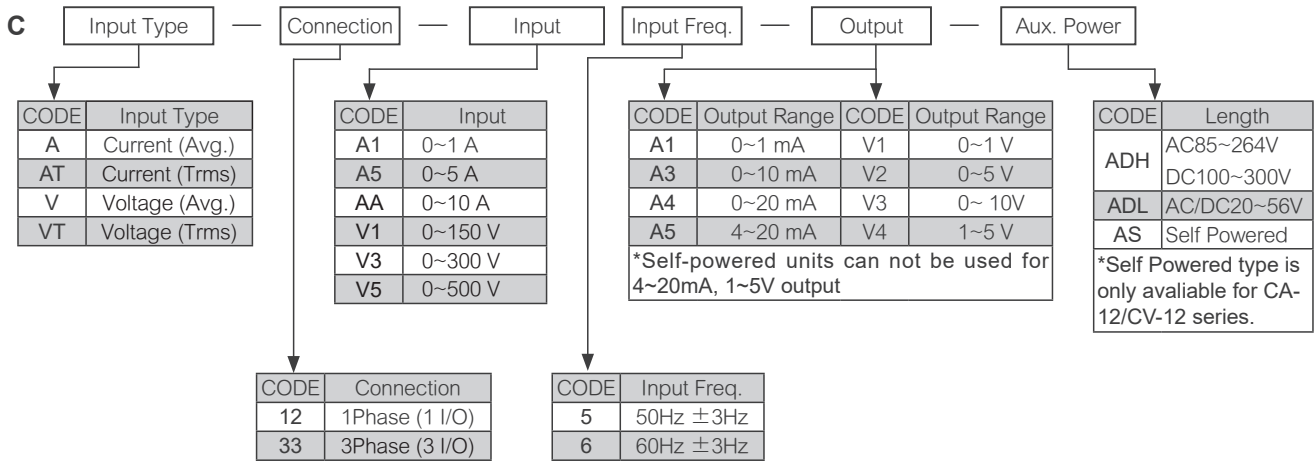


Features

- 1Phase(1 I/O), 3Phases(3 I/O)
- Precision measurement even for distorted waveform
- Self excited is available for CA-12/CV-12 series
- Output signal programmable by dip-switch
- Low output ripple
- High impulse & Surge protection
- High stability & low cost
- CE certification



Ordering Information



Specification

Input: Current or Voltage

		AC Input		Input Burden	Input Frequency
Current	Aux. Powered	0 ~ 1 A	≤ 0.10VA	50 Hz ± 3 Hz	
		0 ~ 5 A		60 Hz ± 3 Hz	
		0 ~ 10 A			
Voltage	Self Powered	20%~100% of input range	≤ 1.50VA	50 Hz ± 1 Hz	
				60 Hz ± 1 Hz	
Current	Aux. Powered	0 ~ 150 V	≤ 0.15VA	50 Hz ± 3 Hz	
		0 ~ 300 V		60 Hz ± 3 Hz	
		0 ~ 500 V			
Voltage	Self Powered	20%~100% of input range	≤ 4.00VA	50 Hz ± 1 Hz	
				60 Hz ± 1 Hz	

OUTPUT: Current or Voltage O/P Programming by Dip Switch inside

Output Range	Load Resistance	Output Resistance	Output Ripple	
0 ~ 1 V	≥ 500Ω	≤ 0.001Ω	≤ 0.2%	Self-powered units can not be used for 4~20mA, 1~5V and 2~10V output.
0 ~ 5 V	≥ 500Ω; Self Powered: ≥ 2KΩ			
0 ~ 10 V	≥ 1000Ω; Self Powered: ≥ 2KΩ			
1 ~ 5 V	≥ 500Ω			
0 ~ 1 mA	0 ~ 12KΩ	≥ 20MΩ	F.S.	
0 ~ 10 mA	0 ~ 1200Ω; Self Powered: ≥ 500Ω	≥ 6MΩ		
0 ~ 20 mA	0 ~ 600Ω; Self Powered: ≥ 500Ω			
4 ~ 20 mA	0 ~ 600Ω			

Accuracy : ≤ ±0.2% of F.S. ; Self Powered ≤ ±0.2% of F.S
 Waveform effect ≤ 0.2% of F.S. at 30% distortion

Max. input over capability: Voltage: 1.5 x rated continuous
 2 x rated for 10 seconds
 4 x rated for 2 seconds
 Current: 3 x rated continuous
 10 x rated for 10 seconds
 50 x rated for 1 second

Response time: ≤ 250 mS
 Span adjustment: ≤ ±5% of F.S. (or ±20% of F.S. specify)
 Zero adjustment: ≤ ±2% of F.S. (or ±20% of F.S. specify)
 Output load effect: Current output ≤ 0.1% of F.S.
 Voltage output ≤ 0.05% of F.S.

Power Supply

Range: ADH : AC 85~264V · DC 100~300V
 ADL : AC / DC 20~56V
 Self Powered: Not required
 Self Powered type power supply range: 20%~100% of the measured input range

Power effect: ≤ 0.05% F.S.
 Power consumption: ≤ 10 VA(1P2W) ; ≤ 12 VA(3P3W)
 Mutual interference effect: ≤ 0.1% R.O. between each element
 Magnetic field strength: 400ATM ≤ 0.2% F.S.

Environmental Characteristics

Operating temperature: 0~60°C
 Operating relative humidity: 20~95 %RH, non-condensing
 Temperature coefficient: ≤ 100 PPM/°C
 Storage temperature: -10~70°C

Electrical Safety

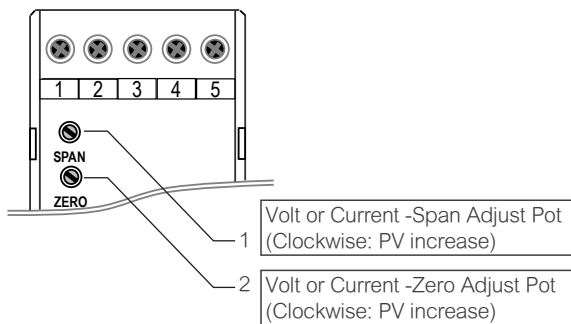
Dielectric Strength:	IEC 414, IEC 688:1992, ANSI C37.90a Between Input / Output / Power / Case AC 4KV, 50/60Hz, 1 min.
Surge test:	IEC 255-4, ANSI C37.90a 6KV, 1.2 x 50 μ sec. Common mode & differential mode
Insulation resistance:	$\geq 100M\Omega$, DC 500V
Safety:	IEC 414, BS 5458
Enclosure:	IEC 529 (IP50)
Certification Standard:	IEC 60688(Except 3P3W)
CE:	EMC:EN61326:2003
Safety(LVD):	EN61010:2001

Mechanical Characteristics

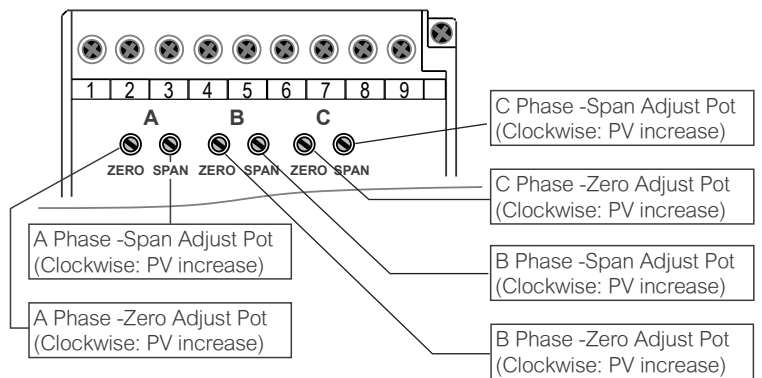
Case material:	ABS Non-flammable (UL 94V-0)
Mounting:	Wall or DIN rail (EN 50022)
Weight:	1P: under 450g, 3P: under 650g

Adjustment

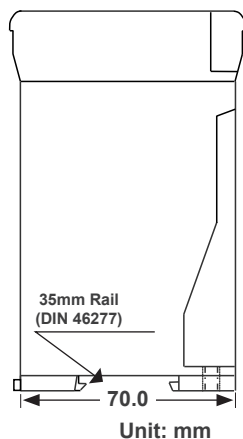
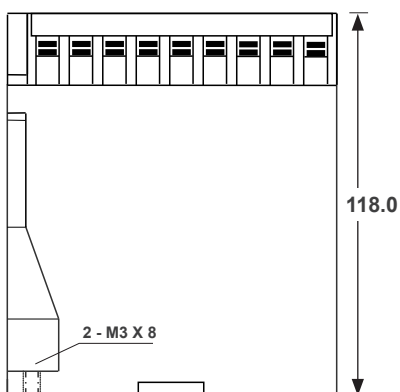
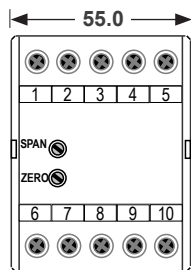
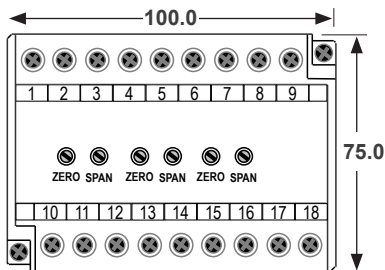
Voltage or Current - 1 Phase



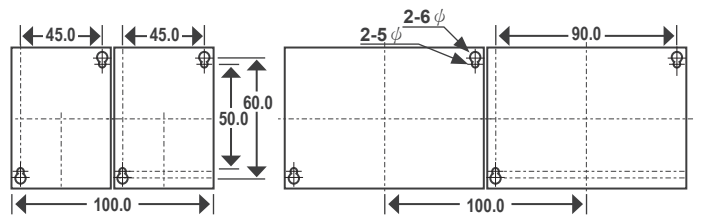
Voltage or Current - 3 Phase



Dimensions



Installation



Unit: mm

Output Range Programming

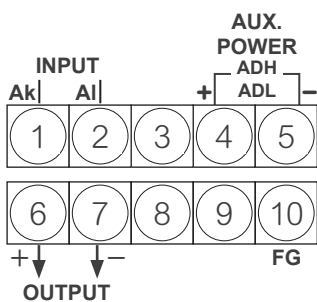
Output	DIP switch							
	1	2	3	4	5	6	7	8
0 ~ 1 mA					on			
0 ~ 10 mA					on	on		
0 ~ 20 mA					on		on	
4 ~ 20 mA	on				on		on	
0 ~ 1 V		on	on	on				on
0 ~ 5 V			on	on				on
0 ~ 10 V				on				on
1 ~ 5 V	on		on	on				on

Blank is OFF

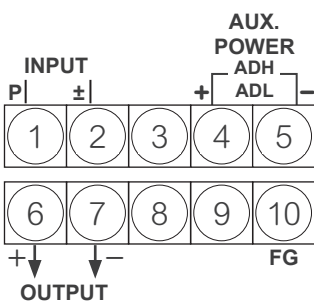
Pin Assignment

- 1Phase (Auxiliary Powered)

Current Input:

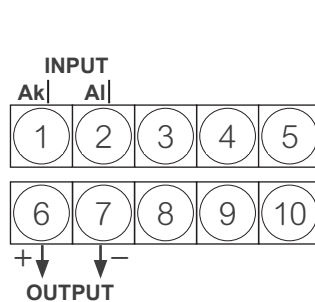


Voltage Input:

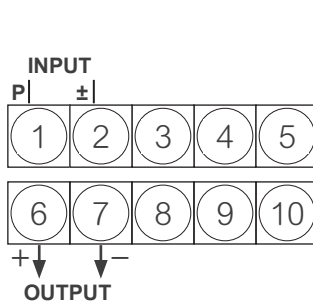


- 1Phase (Self Powered, only for CA-12/CV-12 series)

Current Input:

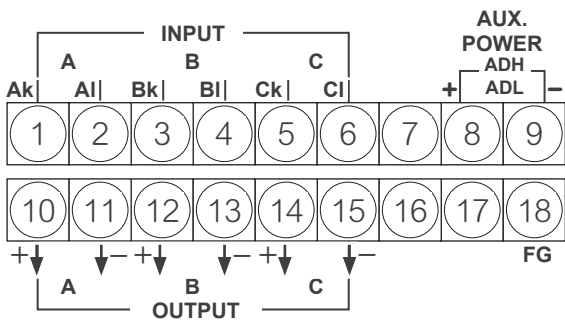


Voltage Input:

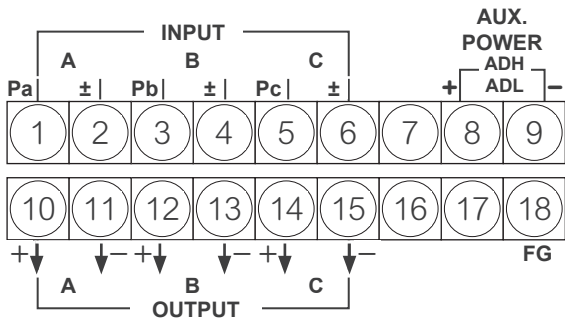


- 3Phase (Auxiliary Powered)

Current Input:



Voltage Input:





Regional Distributor

Amprtron (S) Pte Ltd
 2 Sims Close, #01-05, GEMINI@SIMS
 Singapore 387298
 Tel: +65 6347 8800
 Email: business@amprtron.com.sg
 Website: amprtron.com.sg