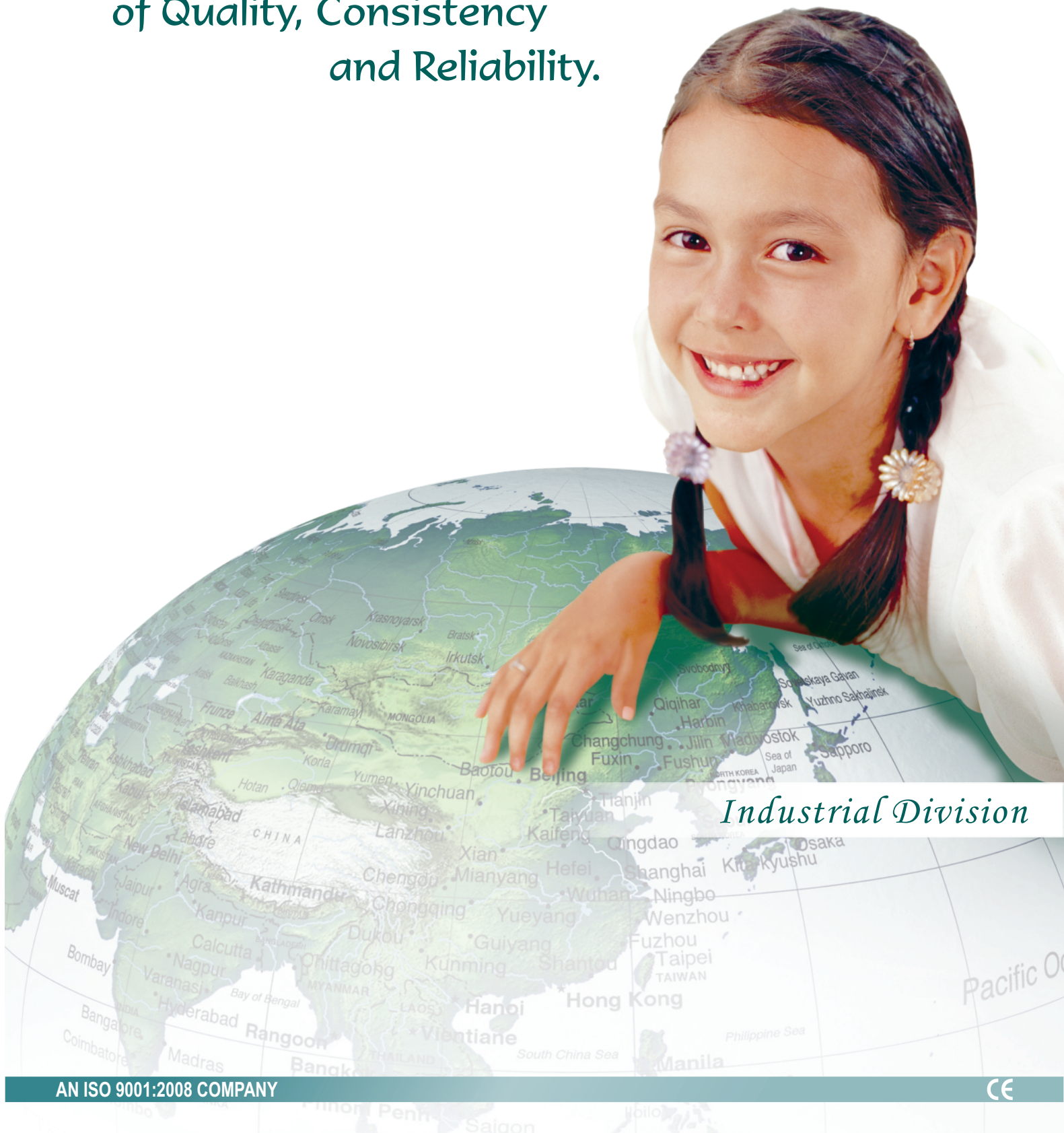


Welcome to our world  
of Quality, Consistency  
and Reliability.



*Industrial Division*

# “Consistent Success Story”



**Alan Electronic Systems Pvt. Ltd** is a well established company in the field of industrial electronics with a history of excellent growth. Alan enjoys substantial market share for its specialized products in Micro controller based embedded systems, Power electronics, Electro-medical systems and Electrical control panels.

Reliability and growth of the company was achieved by its experienced and excellent team which consists of young, energetic & innovative engineers.

The company's corporate office is based at **Mumbai** and it has multi location manufacturing units at **Dombivli** and **Nashik**.

Alan is proud of having esteemed customers like **ABB, Areva, Crompton Greaves, Siemens, BHEL, Easun Reyrolle, L&T, GE, Alstom**, to name a few.

Alan's strength is in its unique ability to perceive Innovative solutions to complicated problems and implement the same into practical systems. Alan always aims and works towards solutions that achieve the desired functionality, performance, and cost effectiveness. These capabilities inspire us to use the latest technology for manufacturing High Quality Products like Alarm Annunciators, Electronic Hooters, Bell, Buzzer, Siren, Power pack with Battery Backup and Capacitor Backup, Converters, Inverters, SMPS and Custom Built Systems.



Factory-1



Factory-2





# ALARM ANNUNCIATOR

## SALIENT FEATURES

- Micro-controller based logic.
- Built in watchdog design to ensure fail safe operation.
- Facia windows with long life super bright white LEDs.
- Easily replaceable window legends/inscriptions.
- Wide input supply range (i.e 18 - 90 VDC / 88 - 285V AC / DC).
- Operation test function does not affect the status of the faults.
- Detection of momentary fault, which may have occurred while performing push button operation or operation test functions.
- Test function checks total system hardware.
- Annunciator fail Relay Contacts.

## CONSTRUCTIONAL FEATURES

- ABS plastics compact enclosures.
- Conforming to DIN standards.
- Membrane type built in push buttons.
- Choice of two different window size.

## SITE SELECTABLE FEATURES

- Three operating sequences.
- NO / NC fault contacts selection for each window.
- Trip or Non-Trip Audible Alarm selection for each window.
- Man / Unmanned (Sleep Mode)

## OPTIONAL FEATURES

- DC / AC fail Annunciation in last windows.
- Potential free NO contacts for each window.
- RS 485 Communication port.
- Ring back ("R" seq) / first up (F1,F2,F3) Operating sequence.



6 WINDOWS



12 WINDOWS

## STANDARD MODELS MLD-02 Series (Moulded Enclosure)

SR. NO.	NO. OF WINDOWS	BOX	CODE	PUSH BUTTON	BIG WINDOW	SMALL WINDOW
1	4 Windows	1D	1MLD - 2B 2S P000	✓	2	2
2	4 Windows	1D	1MLD - 4B 0S 0000	✗	4	0
3	6 Windows	1D	1MLD - 0B 6S P000	✓	0	6
4	7 Windows	2D	2MLD - 7B 0S P000	✓	7	0
5	8 Windows	1D	1MLD - 0B 8S 0000	✗	0	8
6	8 Windows	2D	2MLD - 8B 0S 0000	✗	8	0
7	8 Windows	2D	2MLD - 6B 2S P000	✓	6	2
8	10 Windows	2D	2MLD - 4B 6S P000	✓	4	6
9	10 Windows	2D	2MLD - 6B 4S 0000	✗	6	4
10	12 Windows	2D	2MLD - 4B 8S 0000	✗	4	8
11	12 Windows	2D	2MLD - 2B 10S P000	✓	2	10
12	12 Windows	3D	3MLD - 12B 0S 0000	✗	12	0
13	14 Windows	2D	2MLD - 2B 12S 0000	✗	2	12
14	14 Windows	2D	2MLD - 0B 14S P000	✓	0	14
15	15 Windows	4D	4MLD - 15B 0S P000	✓	15	0
16	16 Windows	2D	2MLD - 0B 16S 0000	✗	0	16
17	16 Windows	4D	4MLD - 16B 0S 0000	✗	16	0
18	18 Windows	3D	3MLD - 4B 14S P000	✓	4	14
19	20 Windows	3D	3MLD - 2B 18S P000	✓	2	18
20	22 Windows	3D	3MLD - 0B 22S P000	✓	0	22
21	22 Windows	4D	4MLD - 8B 14S P000	✓	8	14
22	24 Windows	3D	3MLD - 0B 24S 0000	✗	0	24
23	24 Windows	4D	4MLD - 8B 16S 0000	✗	8	16

- Window Size - 68 X 32 mm (Big), 34 X 32 mm (Small)

## TECHNICAL SPECIFICATIONS

- 1) Supply Voltage\* : 18 - 90 VDC or 88 - 285V AC / DC.
- 2) Power Consumption : Less than 0.5W per window.
- 3) Response Time\* : 10 / 50 / 100 / 250ms.
- 4) Flash Rate : 100 flashes/min (Fast) or 50 flashes / min (Slow).
- 5) Fault Inputs Contacts : The field contacts provided to sense fault input should be potential free it can be either NO / NC.
- 6) External Push Buttons : Terminal connectors are provided at the back side, to connect external push buttons.
- 7) Audible Output : Potential free relay contact terminals at back side for external alarm.
- 8) Relay Contact Rating : 5Amps at 230 V AC.
- 9) Max. Op. Amb. Temp. : 60°C
- 10) Window Size : Refer Manual
- 11) Viewing Area : Refer Manual
- 12) Legends/Inscriptions : Photo Positive/Negative film.

\*Please clearly mention at the time of ordering.



20 WINDOWS

## TYPE TESTS CARRIED OUT

### A) Electrical

- As per IS 8686/III/77 the equipment has been tested for 5 KV impulse test.
- As per IS 8688/77 IEC 255 PART A / CLASS III the equipment has been tested for High frequency disturbance test :- Longitudinal 2.5KV & Transverse 1KV test.
- Power supply unit is tested for over voltage, under voltage and Short circuit protection.
- Heat run test for 16 hours.

### B) Mechanical And Environmental

- Thermal stock test at 70° for 30 min.
- Accelerated ageing test for 72 hrs at 90° C, as per IS9000/111/Sec3/77.
- Damp heat test for 48hrs at 40° C at 95% RH, as per IS9000/79.
- Bump test 100 bumps/axis about 1 bump/sec, as per IS9000/7/64.
- Humidity test up to 95% RH.



15 WINDOWS

## MODEL DIMENSIONS & WEIGHT DETAILS :

SR. NO.	MODEL	OVERALL DIMENSIONS (H x L x D)	CUT OUT	WEIGHT
1	1D	144 x 72 x 210mm	138mm x 68mm +1/-0	720 gm.
2	2D	144 x 144 x 210mm	138mm x 138mm +1/-0	1000 gm.
3	3D	144 x 216 x 210mm	138mm x 210mm +1/-0	1360 gm.
4	4D	144 x 288 x 210mm	138mm x 282mm +1/-0	1770 gm.

# ELECTRONIC HOOTER, BUZZER, BELL & SIREN

## INTRODUCTION

Alan Electronic Systems Pvt. Ltd. has introduced a series of Hi-tech Electronic Hooter/ Buzzer/ Bell/ Siren which are power efficient, having high audio output with three different tones, selectable at site.



**HOOTER**



**BUZZER**



**BELL**



**SIREN**

## FEATURES

- Burden less than 15mA at nominal input
- Audio Output : 100dBA +/- 5%
- Panel Cut out size : 92mm x 92mm
- Overall dimension : 96mm x 96mm x 60mm
- Weight : 230gms. (Approx.)
- No. of tones : Three tone (Site selectable)

## INSTRUCTIONS FOR THE USER

- 1) Connect the input supply of respective Model at terminal 1 & 2 and 1 & 3 as per shown in operating voltage range chart.
- 2) After connecting the supply, if all the other terminals are kept open, Tone -I will be available. If terminal no.5 & no.6 are shorted Tone -II will be available, if terminal no.6 & no. 7, are shorted . Tone -III will be available, refer below given chart for tone.
- 3) Clamps supplied can be used for panel (flush) as well as base (wall ) mounting as shown in below diagram.

## CAUTION

- 1) Do not touch any terminal when the Hooter/Bell/ Buzzer & Siren is ON.
- 2) Do not short input terminals with any other terminals.

## MOUNTING ARRANGEMENT

Base / Wall Mounting Type



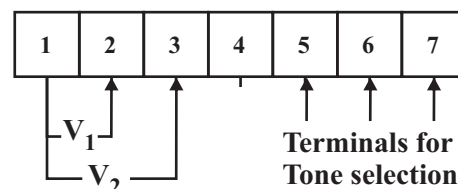
Flush / Panel Mounting Type



## CHART FOR TONE

Supply Condition	Terminal No- 5 & 6	Terminal No- 6 & 7	Tone Available
ON	OPEN	OPEN	TONE-1
ON	SHORT	OPEN	TONE-2
ON	OPEN	SHORT	TONE-3

## BACK TERMINAL WIRING DIAGRAM

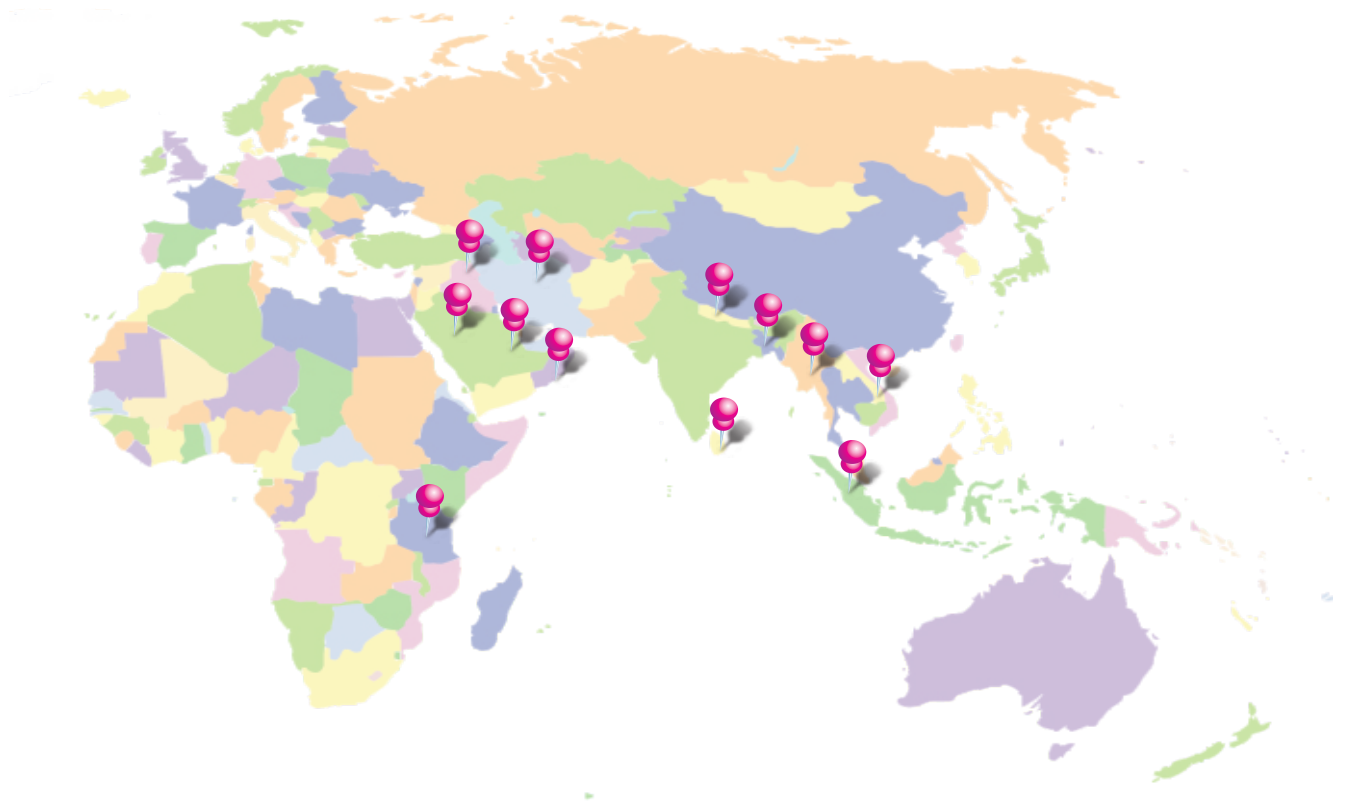


Sr. No.	Model	Input Voltage between V <sub>1</sub>	Input Voltage between V <sub>2</sub>
1.	AUH-1122	80-140 VAC / DC	160-280 VAC/DC
2.	AUH-2448	18-30 VAC / DC	36-60 VAC/DC
3.	AUH-01	18 to 285 VAC / DC	-
4.	AAH-03 (With Acknowledge Push Button on front side)	18 to 285 VAC / DC	-
5.	SRH-1122-With Builtin Timer	80-140 VAC / DC	160-280 VAC/DC
6.	SRH-2448-With Builtin Timer	18-30 VAC / DC	36-60 VAC/DC

## FEW ESTEEMED CUSTOMERS



## GLOBAL PRESENCE



Since 1997....

Note : Specifications are subject to change, without prior notice.

### Head Quarter :

34, 2nd Floor, 'A' Building, Crescent Indl. Estate,  
Kanjur Marg (E), Mumbai - 400 042.

Tel.: +91 (022) 2577 7098 / 99, Fax : 2578 4626

E-mail : mkt@alanindia.net, sdm@alanindia.net

### Factory :

S. Patil Compound, Nr. Lalit Weigh Bridge, Kalyan-Shil Road,  
Post : Manpada, Dombivli (E) - 421 204. Dist : Thane.

Tel.: +91 (0251) 2872193 / 94, Fax : +91 (0251) 2872192

E-mail : sales@alanindia.net, manager@alanindia.net

[www.alanindia.net](http://www.alanindia.net)



ACN/R04/EXPORT/1K/05/11